V1
ESC 1:50

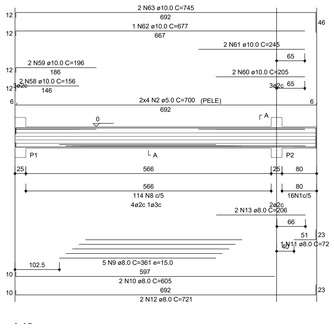

SEÇÃO A-A
ESC 1:25

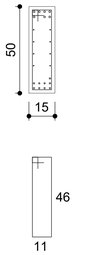

16 N1 ø5.0 C=125
114 N8 ø6.3 C=126

V2
ESC 1:50

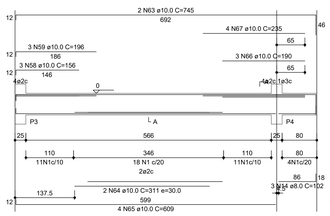

SEÇÃO A-A
ESC 1:25

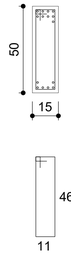

44 N1 ø5.0 C=125

V3
ESC 1:50

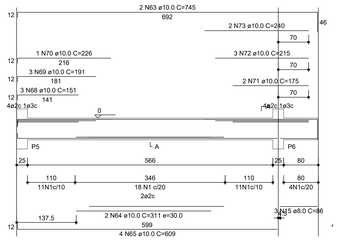

SEÇÃO A-A
ESC 1:25

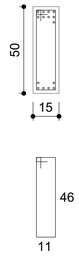

44 N1 ø5.0 C=125

V4
ESC 1:50

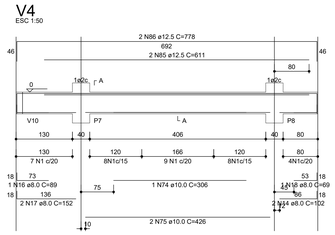

SEÇÃO A-A
ESC 1:25

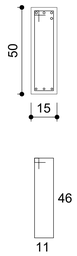

36 N1 ø5.0 C=125

V5
ESC 1:50

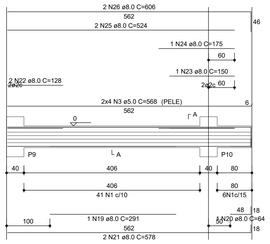

SEÇÃO A-A
ESC 1:25

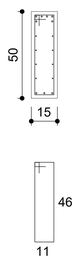

47 N1 ø5.0 C=125

V6
ESC 1:50

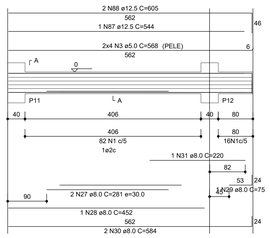

SEÇÃO A-A
ESC 1:25

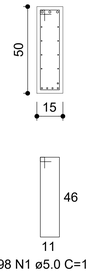

98 N1 ø5.0 C=125

V7
ESC 1:50

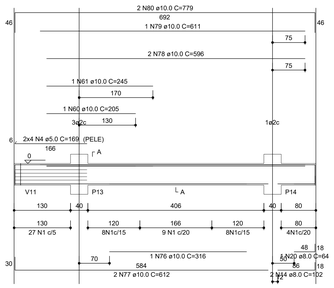

SEÇÃO A-A
ESC 1:25

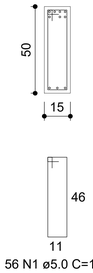

56 N1 ø5.0 C=125

V8
ESC 1:50

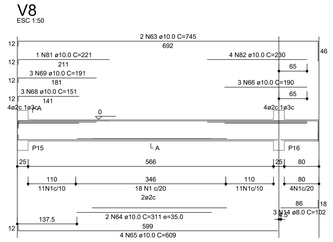

SEÇÃO A-A
ESC 1:25

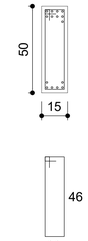

44 N1 ø5.0 C=125

V9
ESC 1:50

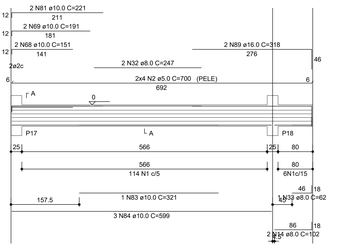

SEÇÃO A-A
ESC 1:25

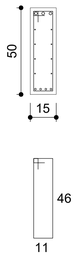

120 N1 ø5.0 C=125

V10
ESC 1:50

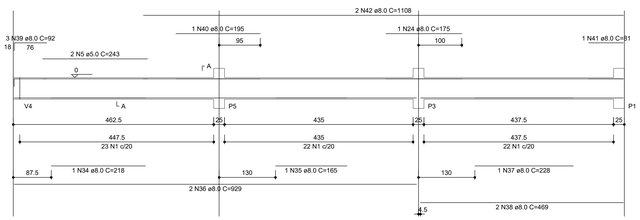

SEÇÃO A-A
ESC 1:25

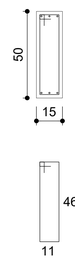

67 N1 ø5.0 C=125

V11
ESC 1:50

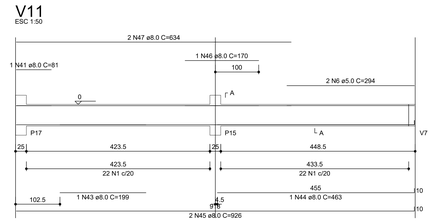

SEÇÃO A-A
ESC 1:25

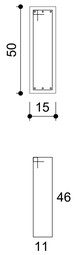

44 N1 ø5.0 C=125

V12
ESC 1:50

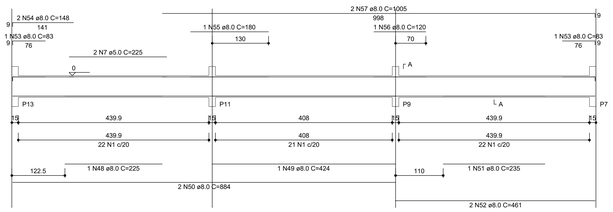

SEÇÃO A-A
ESC 1:25

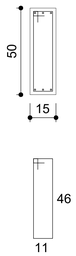

65 N1 ø5.0 C=125

RELAÇÃO DO AÇO

V1	V2	V3
V4	V5	V6
V7	V8	V9
V10	V11	V12

AÇO	N	DIAM (mm)	QUANT	C.UNIT (cm)	C.TOTAL (cm)
CA60	1	5.0	681	125	85125
	2	5.0	16	700	11200
	3	5.0	16	568	9088
	4	5.0	8	169	1352
	5	5.0	2	243	486
	6	5.0	2	294	588
	7	5.0	2	225	450
CA50	8	6.3	114	126	14364
	9	8.0	5	361	1805
	10	8.0	2	605	1210
	11	8.0	1	72	72
	12	8.0	2	721	1442
	13	8.0	2	206	412
	14	8.0	12	102	1224
	15	8.0	3	86	258
	16	8.0	1	89	89
	17	8.0	2	152	304
	18	8.0	1	69	69
	19	8.0	1	291	291
	20	8.0	2	64	128
	21	8.0	2	578	1156
	22	8.0	2	128	256
	23	8.0	1	150	150
	24	8.0	2	175	350
	25	8.0	2	524	1048
	26	8.0	2	606	1212
	27	8.0	2	281	562
	28	8.0	1	452	452
	29	8.0	1	75	75
	30	8.0	2	584	1168
	31	8.0	1	220	220
	32	8.0	2	247	494
	33	8.0	1	62	62
	34	8.0	1	218	218
	35	8.0	1	165	165
	36	8.0	2	929	1858
	37	8.0	1	228	228
	38	8.0	2	469	938
	39	8.0	3	92	276
	40	8.0	1	195	195
	41	8.0	2	81	162
	42	8.0	2	1108	2216
	43	8.0	1	199	199
	44	8.0	1	463	463
	45	8.0	2	926	1852
	46	8.0	1	170	170
	47	8.0	2	634	1268
	48	8.0	1	225	225
	49	8.0	1	424	424
	50	8.0	2	884	1768
	51	8.0	1	235	235
	52	8.0	2	461	922
	53	8.0	2	83	166
	54	8.0	2	148	296
	55	8.0	1	180	180
	56	8.0	1	120	120
	57	8.0	2	1005	2010
	58	10.0	5	156	780
	59	10.0	5	196	980
	60	10.0	3	205	615
	61	10.0	3	245	735
	62	10.0	1	677	677
	63	10.0	8	745	5960
	64	10.0	6	311	1866
	65	10.0	12	609	7308
	66	10.0	6	190	1140
	67	10.0	4	235	940
	68	10.0	8	151	1208
	69	10.0	8	191	1528
	70	10.0	1	226	226
	71	10.0	2	175	350
	72	10.0	3	215	645
	73	10.0	2	240	480
	74	10.0	1	306	306
	75	10.0	2	426	852
	76	10.0	1	316	316
	77	10.0	2	612	1224
	78	10.0	2	596	1192
	79	10.0	1	611	611
	80	10.0	2	779	1558
	81	10.0	3	221	663
	82	10.0	4	230	920
	83	10.0	1	321	321
	84	10.0	3	599	1797
	85	12.5	2	611	1222
	86	12.5	2	778	1556
	87	12.5	1	544	544
	88	12.5	2	605	1210
	89	16.0	2	318	636

RESUMO DO AÇO

AÇO	DIAM (mm)	C.TOTAL (m)	PESO + 10% (kg)
CA50	6.3	143.6	38.7
	8.0	310.6	134.8
	10.0	352	238.7
	12.5	45.3	48
	16.0	6.4	11
CA60	5.0	1082.9	183.6

PESO TOTAL (kg)	
CA50	471.3
CA60	183.6

PREFEITURA MUNICIPAL DE BALNEÁRIO CAMBORIÚ

Contratante:
MUNICÍPIO DE BALNEÁRIO CAMBORIÚ

Obra:
ESCOLA MUNICIPAL ARMANDO C. GHISLANDI
RUA DOM DINIZ, N° 450 - BAIRRO VILA REAL - BALNEÁRIO CAMBORIÚ

Projeto:
PROJETO ESTRUTURAL

Conteúdo:
VIGAS

Prancha:
03/09

ART Nº:

Área Total (Construída)
3.875m²

Escala:
Indicada

Data:
03/2019

Assinaturas:

Eng. Civil -

MUNICÍPIO DE BALNEÁRIO CAMBORIÚ
CONTRATANTE